



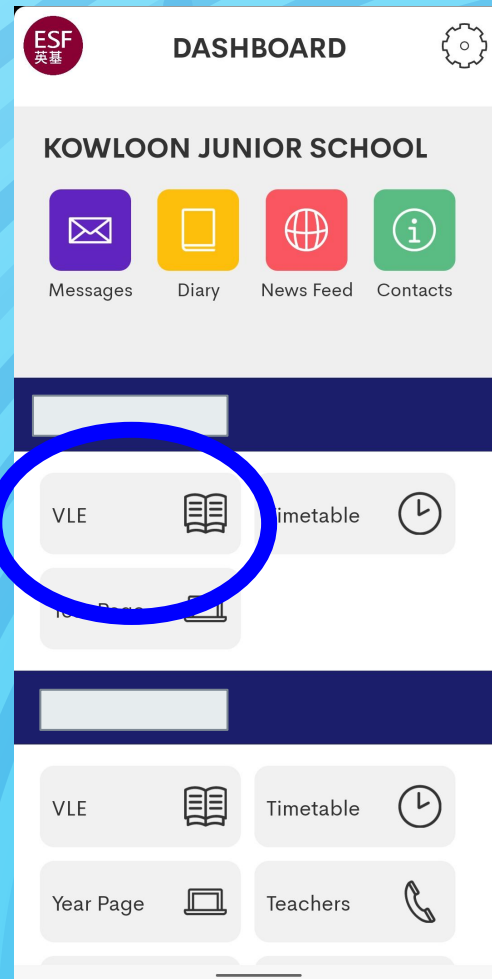
ENGLISH SCHOOLS
FOUNDATION
Every Single Family

Opt in for ESF Relief Grant

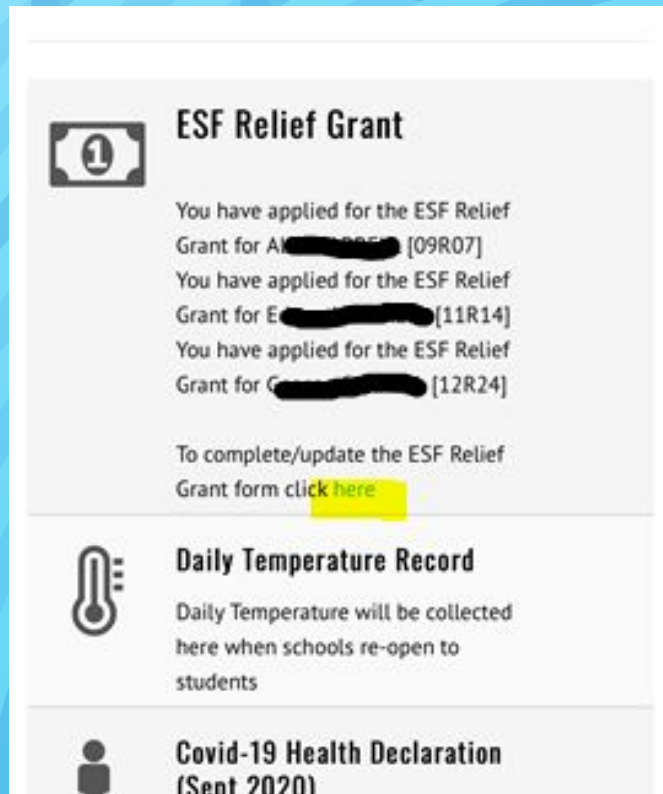
Prepared by



1.
Open the ESF App,
locate and tap the
VLE button



2. Look for the ESF Relief Grant section of the parent page for the status of your grant application



The screenshot shows a parent portal interface with three main sections. The top section is titled "ESF Relief Grant" and features a money icon. It lists three grant applications for different years (09R07, 11R14, and 12R24) and includes a link to complete or update the form. The middle section is titled "Daily Temperature Record" and features a thermometer icon, indicating that temperature data will be collected when schools reopen. The bottom section is titled "Covid-19 Health Declaration (Sent 2020)" and features a person icon.

ESF Relief Grant

You have applied for the ESF Relief Grant for A [REDACTED] [09R07]
You have applied for the ESF Relief Grant for E [REDACTED] [11R14]
You have applied for the ESF Relief Grant for G [REDACTED] [12R24]

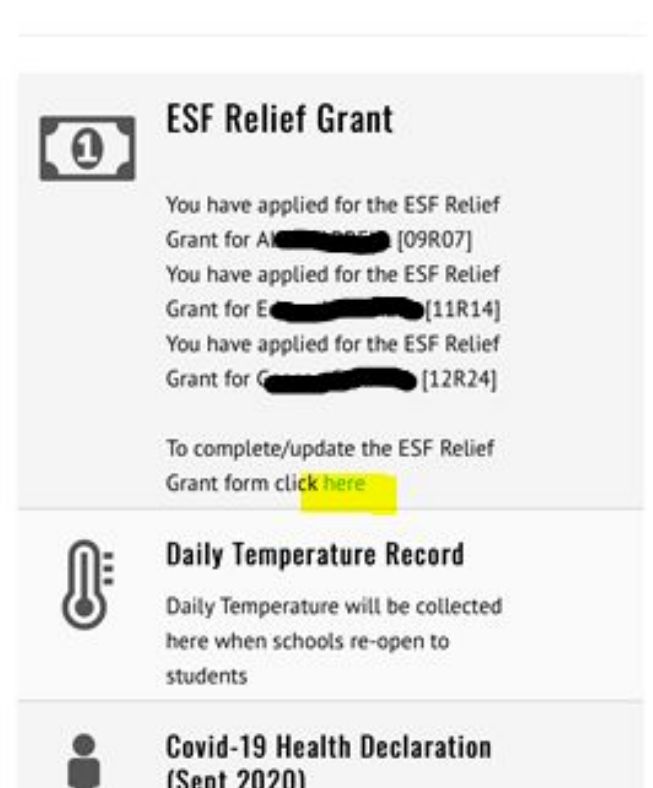
To complete/update the ESF Relief Grant form [click here](#)


Daily Temperature Record

Daily Temperature will be collected here when schools re-open to students

Covid-19 Health Declaration (Sent 2020)


3.
Click the link
highlighted in yellow
to complete or edit
your application




 **ESF Relief Grant**

You have applied for the ESF Relief Grant for A [REDACTED] [09R07]
You have applied for the ESF Relief Grant for E [REDACTED] [11R14]
You have applied for the ESF Relief Grant for G [REDACTED] [12R24]

To complete/update the ESF Relief Grant form [click here](#)

 **Daily Temperature Record**

Daily Temperature will be collected here when schools re-open to students

 **Covid-19 Health Declaration (Sent 2020)**

4.

Click and select the appropriate tick boxes and then press Submit

ESF Relief Grant

Dear Parents,

As ESF's commitment to supporting families during this difficult time, we are offering a grant, calculated at 45% of one month's tuition. Credit will be made to the student fee account in October and will be included in the October statement. Students have to be enrolled in the month of October to receive the grant.

Eligibility

All students are eligible, except for those who are already benefiting from either a 100% education allowance, fee remission or a scholarship.

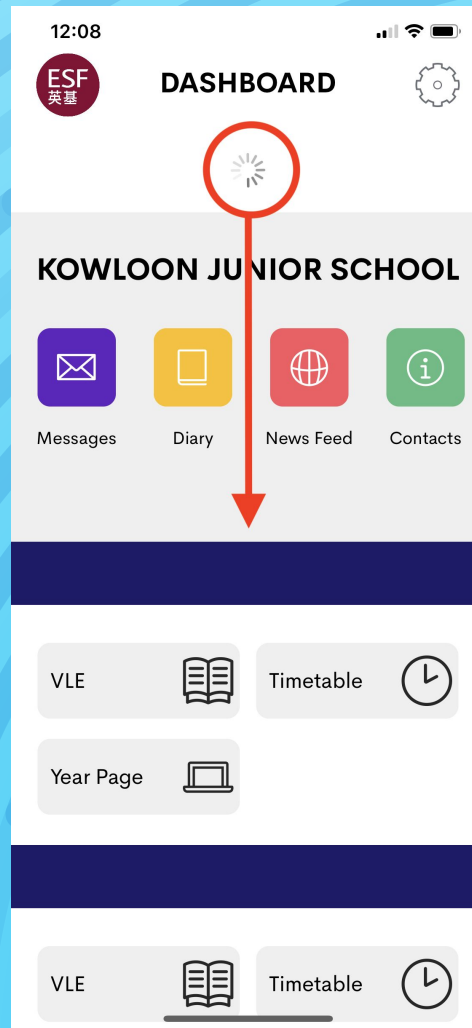
- I wish to apply for ESF Relief Grant for A [redacted]
- I do not wish to apply for ESF Relief Grant for A [redacted]
- I wish to apply for ESF Relief Grant for E [redacted]
- I do not wish to apply for ESF Relief Grant for E [redacted]
- I wish to apply for ESF Relief Grant for G [redacted]
- I do not wish to apply for ESF Relief Grant for G [redacted]

Submit

5.

You should NOT need to enter a name or password. If asked for a password either:

- Refresh the App by pulling downwards until you see the whirling icon; OR
- Logout from the App and re-unlock your latest dashboard with a new emailed PIN



6. DEADLINE

You must opt in on or before:

Tuesday 22 September 2020

Questions?

If you have general questions about the app, please email us at office@kjs.edu.hk.

If you have questions on fees and tuition, please contact ESF at: billing@esfcentre.edu.hk.

Thank you for your patience.

